

Characterization of progenitor diversity in the aging brain with the use of a killifish transgenic toolbox

C. Zandecki, R. Ayana, J. Van houcke, V. Mariën, L. Arckens, E. Seuntjens

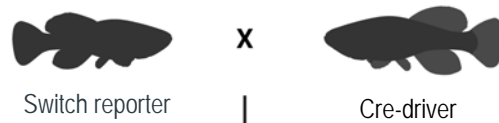
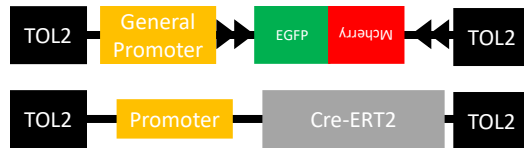
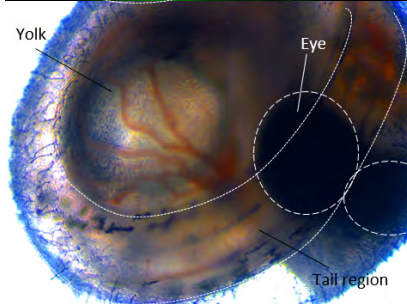
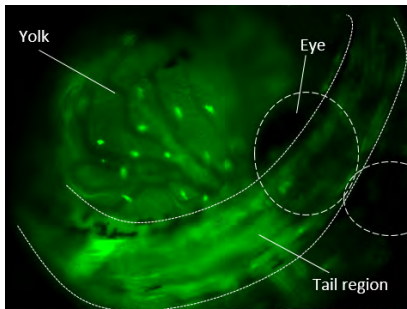
KU LEUVEN

Filling the gap to make *Nothobranchius furzeri* the model to study adult neurogenesis



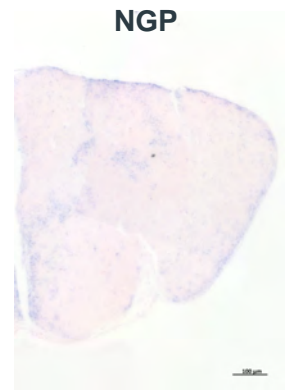
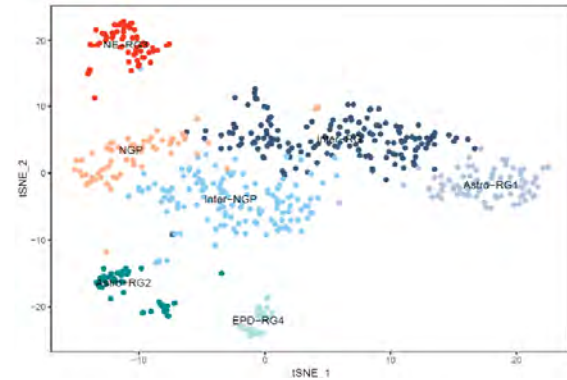
Transgenic toolbox Visualisation - Isolation - Tracing

Switch reporter

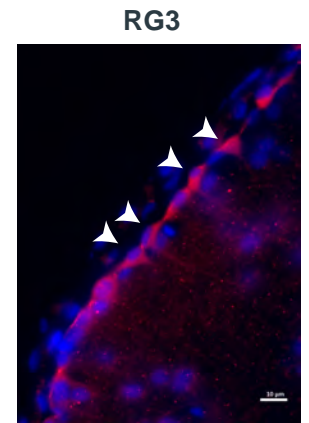
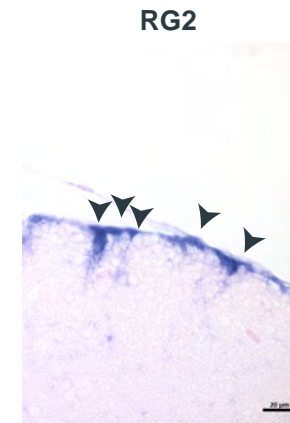
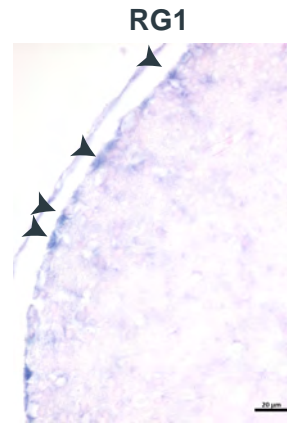


Isolation different NSC populations

Glial diversity at the ventricular surface



HMGB2a



Slc1a2

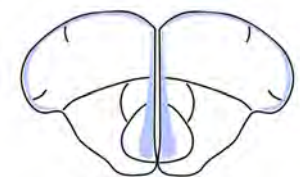
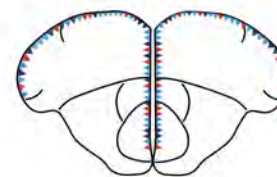
CX43

Wnt8b

RGs

NGPs

- RG1
- RG2
- RG3



Future prospects



NSC characteristics



Defining the cellular and molecular basis of the age-dependent decline in neurogenic potential